



**UNITED STATES  
DEPARTMENT OF LABOR (DOL)  
WORKERS' COMPENSATION  
MEDICAL BILL PROCESS (WCMBP)**

**277CA HEALTHCARE CLAIM  
ACKNOWLEDGMENT COMPANION GUIDE ANSI  
ASC X12N (VERSION 5010)**

VERSION 1.0

FEBRUARY 04, 2021

## **COPYRIGHT AND TRADEMARK INFORMATION**

---

© 2020 CNSI

CNSI

2277 Research Boulevard

Rockville, MD 20850

No part of this manual may be copied, stored, or reproduced in any form without written permission from the publisher. The publisher and author assume no responsibility for errors, omissions, or damages resulting from the use of this information.

CNSI® and eCAMs® HCE are trademarks or registered trademarks of Client Network Services LLC, also known as CNSI.

All other referenced marks are those of their respective owners.



CNSI Representative	
<b>Name:</b>	Madhu Reddy
<b>Title:</b>	Technical Manager
<b>Signature:</b>	
<b>Date:</b>	02/04/2021

OWCP Representative	
<b>Name:</b>	Jenny Chau
<b>Title:</b>	Project Manager
<b>Signature:</b>	
<b>Date:</b>	02/05/2020



---

## APPROVAL HISTORY

---

Review Date	Version	Approver
02/05/2020	1.0	Jenny Chau

---

## VERSION HISTORY

---

Revision Level	Date	Author	Change Summary
Version 1.0	02/03/2021	Gokanakonda Sindhu Priya	Initial document



---

## TABLE OF CONTENTS

---

1	Overview.....	1
1.1	Purpose .....	1
1.1.1	Intended Users .....	1
1.1.2	Relationship to HIPAA Implementation Guides .....	1
2	Technical Infrastructure and Procedures.....	1
2.1	Technical Environment .....	1
2.1.1	Communication Requirements.....	1
2.1.2	Contacts for Assistance .....	1
2.2	Retrieve 277CA files via Web Interface.....	1
2.3	SFTP Setup, Directory, and File Naming Convention.....	3
2.3.1	SFTP Setup .....	3
2.3.2	Reset SFTP User Password .....	5
2.3.3	SFTP Directory Naming Convention .....	6
2.3.4	File Naming Convention.....	7
2.4	Transaction Standards.....	8
2.4.1	General Information .....	8
2.4.2	Data Format.....	8
2.4.3	Data Interchange Conventions.....	8
2.4.4	Rejected Transmissions and Transactions.....	9
3	Transaction Processing.....	10
3.1	277CA Data Element Table .....	10



---

## FIGURES

---

Figure 1. Upload file and Retrieve Acknowledge/Response .....	2
Figure 2. Retrieve HIPAA Batch Responses .....	2
Figure 3. SFTP User Details .....	3
Figure 4. Create SFTP User.....	3
Figure 5. Creating Your New SFTP User. ....	4
Figure 6. Access the SFTP Using an SFTP Client .....	4
Figure 7. Resetting Your SFTP Password.....	5
Figure 8. SFTP Password .....	5
Figure 9. Reset Your SFTP Password .....	6
Figure 10. Folder Structure .....	6

---

## TABLES

---

Table 1. 277CA Envelope Header.....	10
Table 2. Detail, Information Source Hierarchical level .....	11
Table 3. Detail, Information Receiver Hierarchical level .....	12
Table 4. Detail, Billing provider of service level .....	13
Table 5. Detail, Patient Hierarchical level .....	14
Table 6. Envelope trailer .....	16



---

# 1 OVERVIEW

---

The Administrative Simplification provisions of the Health Insurance Portability and Accountability Act of 1996 (HIPAA, Title II) includes requirements that national standards be established for electronic health care transactions, and national identifiers for providers, health plans, and employers. This requires the Department of Labor Office of Workers' Compensation Program (OWCP) to adopt standards to support the electronic exchange of administrative and financial health care transactions between covered entities (health care providers, health plans, and healthcare clearinghouses).

The intent of these standards is to improve the efficiency and effectiveness of the nation's health care system by encouraging widespread use of electronic data interchange standards in health care. The intent of the law is that all electronic transactions for which standards are specified must be conducted according to the standards. These standards were not imposed arbitrarily but were developed by processes that included significant public and private sector input.

## 1.1 Purpose

Companion Guides are used to clarify the exchange of information on HIPAA transactions between the OWCP's Workers' Compensation Medical Bill Processing (WCMBP) System and its trading partners. OWCP defines trading partners as covered entities that either submit or retrieve HIPAA batch transactions to and from the WCMBP System.

This Companion Guide provides information about the 277CA healthcare claim acknowledgment file that is specific to WCMBP and WCMBP trading partners. This Companion Guide is intended for trading partner use in conjunction with the ASC X12 TR3 277 healthcare claim acknowledgment file version 005010X214. The ASC X12 TR3s that detail the full requirements for all HIPAA mandated transactions are available at <http://store.x12.org/store/>.

The purpose of this document is to introduce and provide information about the WCMBP solution for receiving the 277CA transaction. This document covers how the OWCP's WCMBP System will work with submitters, testing, connectivity, contact information, control segments/envelopes, payer-specific business rules and limitations, and acknowledgements.

### 1.1.1 Intended Users

Companion Guides are intended to be used by members/technical staff of trading partners who are responsible for electronic transaction/file exchanges.

### 1.1.2 Relationship to HIPAA Implementation Guides

Companion Guides are intended to supplement the HIPAA Implementation Guides for each of the HIPAA transactions. Rules for format, content, and field values can be found in the Implementation Guides. This Companion Guide describes the technical interface environment with the WCMBP System, including connectivity requirements and protocols, and electronic



interchange procedures. This guide also provides specific information on data elements and the values required for transactions sent to or received from the WCMBP System.

Companion Guides are intended to supplement rather than replace the standard Implementation Guide for each transaction set. The information in these documents is *not* intended to:

- Modify the definition, data condition, or use of any data element or segment in the standard Implementation Guides.
- Add any additional data elements or segments to the defined data set.
- Utilize any code or data values that are not valid in the standard Implementation Guides.
- Change the meaning or intent of any implementation specifications in the standard Implementation Guides.





## 2 TECHNICAL INFRASTRUCTURE AND PROCEDURES

---

### 2.1 Technical Environment

#### 2.1.1 Communication Requirements

This section will describe how trading partners can submit and retrieve all HIPAA test and production file using two methods:

- Secure File Transfer Protocol (SFTP)
- WCMBP Web Portal

#### 2.1.2 Contacts for Assistance

- WCMBP EDI Help Desk Telephone Number: 1-800-987-6717
- Hours: 8:00 AM – 8:00 PM EST, Monday through Friday
- Information required for the phone call:
  - Topic of Call (setup, procedures, etc.)
  - Name of caller
  - Submitter's OWCP Provider ID
  - Organization of caller
  - Telephone number of caller
  - Nature of problem (connection, receipt status, etc.)

### 2.2 Retrieve 277CA files via Web Interface

Once logged into the WCMBP Portal, the provider user can upload EDI 837 file and retrieve corresponding Acknowledgement/Response file from the Provider Portal screen as shown below:

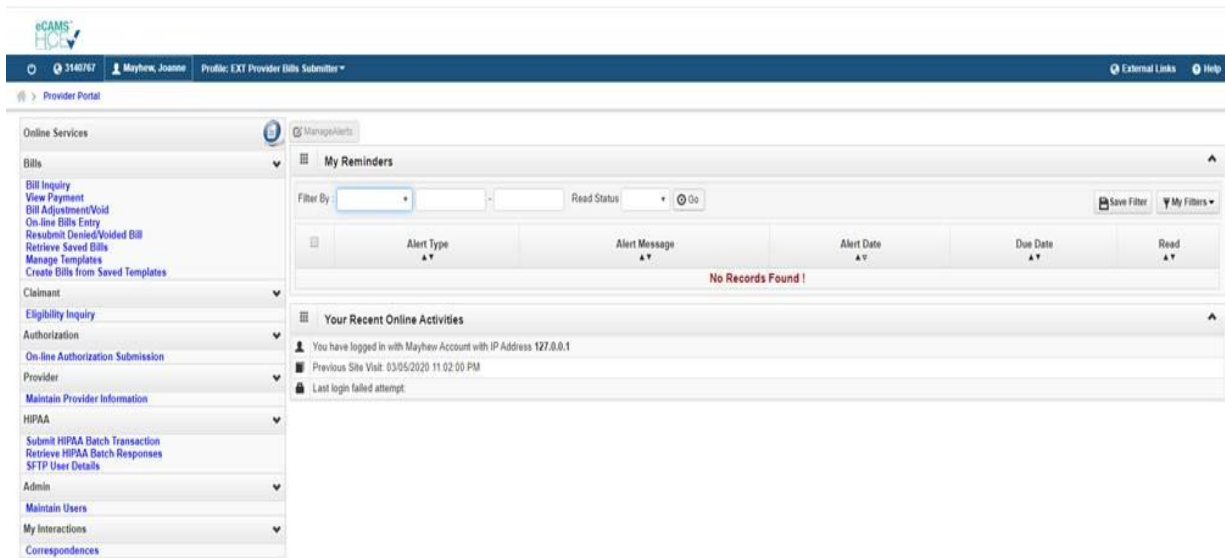


Figure 1. Upload file and Retrieve Acknowledge/Response

Click the **Retrieve HIPAA Batch Responses** hyperlink from the Provider Portal screen to retrieve Acknowledgements/Responses (TA1, 999,277CA or 835) as shown below:

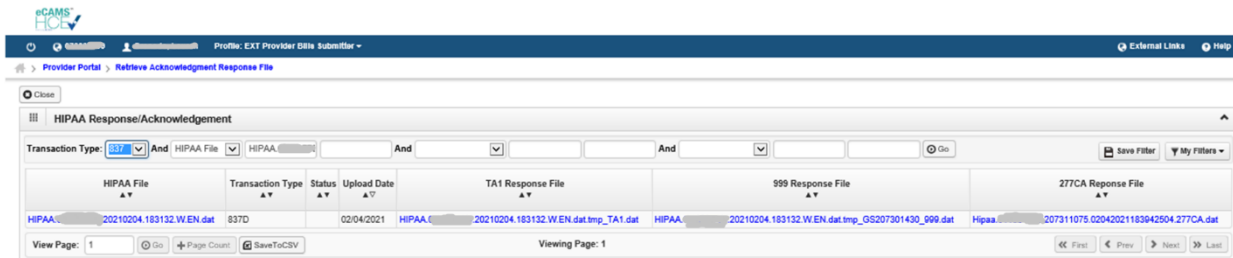


Figure 2. Retrieve HIPAA Batch Responses



## 2.3 SFTP Setup, Directory, and File Naming Convention

### 2.3.1 SFTP Setup

Perform the following steps to set up the SFTP:

Click the **SFTP User Details** hyperlink on the Provider Portal screen under Online Services menu HIPAA Section to open the SFTP User Details screen.

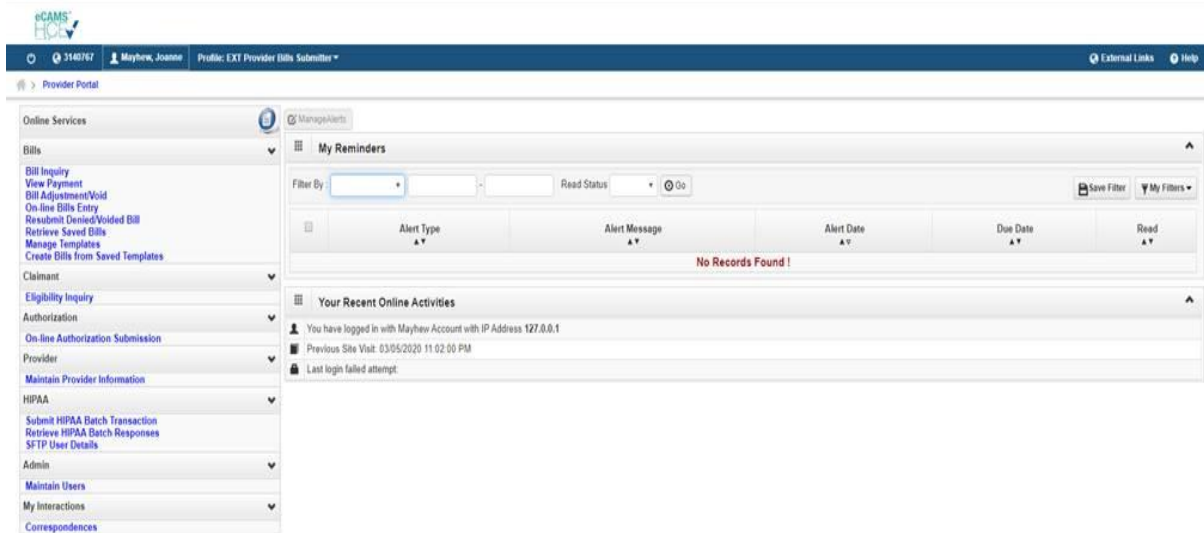


Figure 3. SFTP User Details

Click the **Create SFTP User** button to open the EDI SFTP User Info Dialog

Note: If the SFTP user has been created already, the **Create SFTP User** button will be displayed as disabled, and the **Reset SFTP Password** button will be enabled.

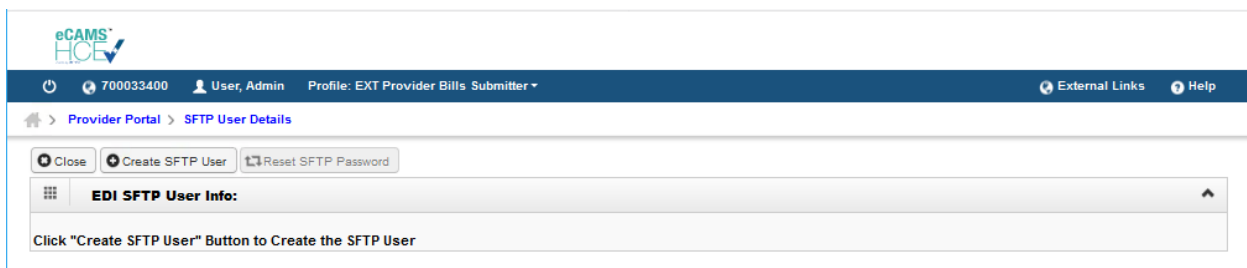


Figure 4. Create SFTP User

Your SFTP User Login ID will be automatically assigned by WCMBP using your OWCP Provider ID with "OWCP" prefix. For example, if your OWCP Provider ID is 123456789, your SFTP User Login ID will be OWCP123456789.

Enter a secured password following the password policy as shown on the screen, confirm it, and then click the **OK** button to create your new SFTP user.



Figure 5. Creating Your New SFTP User.

You can now access the SFTP using an SFTP client such as WinSCP

Figure 6. Access the SFTP Using an SFTP Client



## 2.3.2 Reset SFTP User Password

Perform the following steps to reset your SFTP password:

To open the SFTP User Details screen, click the **SFTP User Details** hyperlink on the Provider Portal page under the Online Services menu HIPAA Section.

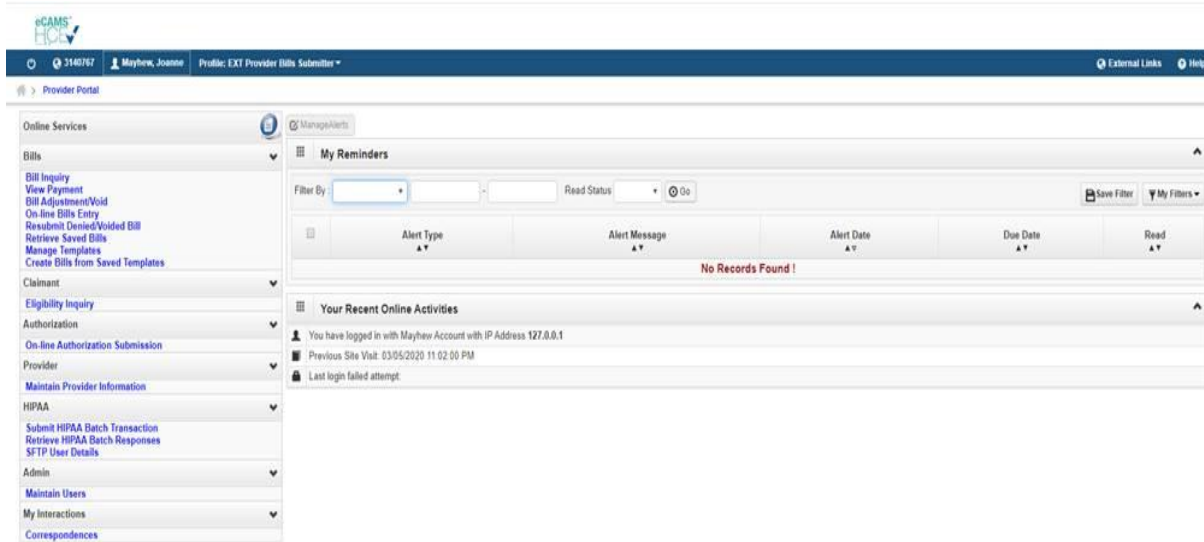


Figure 7. Resetting Your SFTP Password

To open the EDI SFTP User Info Dialog, click the Reset **SFTP Password** button.

Note: If the SFTP user has not been created already, the **Create SFTP User** button will be displayed as enabled, and the **Reset SFTP Password** button will be disabled.

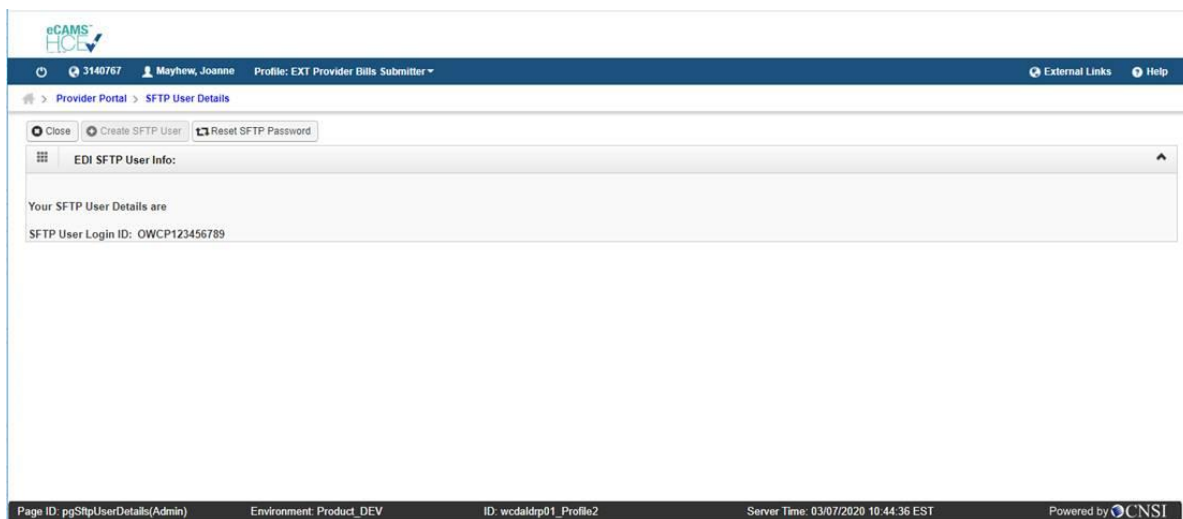


Figure 8. SFTP Password



Enter a new password, confirm it, and then click the **OK** button to reset your SFTP password.

Set SFTP PWD - Google Chrome  
localhost:8080/ecams/CNSIControlServlet

Help

EDI SFTP User Info:

Password Policy

Must be 8-14 characters long  
Must include at least one letter and one number  
Must have at least one special character(for example:!\$#)

User Login ID: OWCP123456789

Password:

Confirm Password:

Ok Cancel

Page ID: dlgSetSftpPwd(Admin) Environment: Product\_DEV ID: wcdaldrp01\_Profile2 Server Time: 03/07/2020 01:06:19 EST

Figure 9. Reset Your SFTP Password

### 2.3.3 SFTP Directory Naming Convention

The folder structure will appear as:

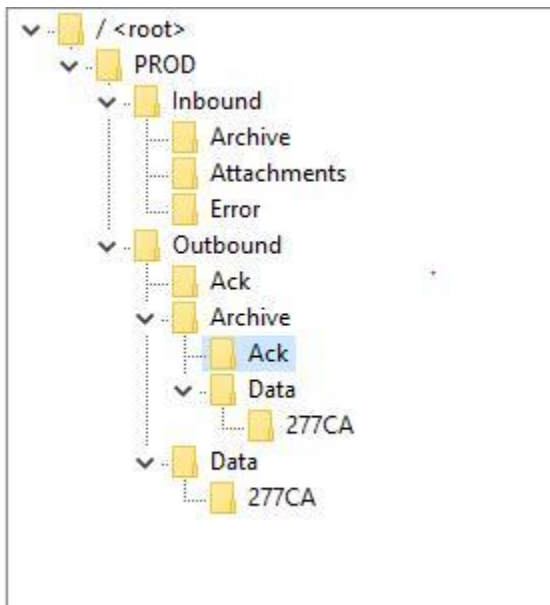


Figure 10. Folder Structure



There would be two categories of folders under Trading Partner's SFTP folders:

- PROD – Trading Partners should submit and receive their production files under this folder.

The following folders will be available under the PROD folder within the SFTP root of the Trading Partner:

- 'Inbound' - This folder should be used to drop the Inbound files that needs to be submitted to WCMBP
- 'Outbound' – X12 outbound transactions generated by WCMBP will be available in this folder

The trading partner shall look for 277CA files in the PROD/Outbound/Data/277CA folder. The 277CA files will be available in the PROD/Outbound/Data/277CA folder only for the submitters (Trading Partners) who submit 837 files.

### 2.3.4 File Naming Convention

When a HIPAA file is uploaded via Web Portal or SFTP, WCMBP generates the Response files following the Outbound naming convention below.

For Outbound 277CA Transaction File:

Hipaa.<TPID>.<ReferenceID>.<DATETIMESTAMP>.<277CA>.dat

- <TPID> is the Trading Partner Id, which is also the OWCP Provider ID of the Submitter.
- <ReferenceID> is the Originator Application Transaction Identifier from 837 file BHT\*03.
- <datetimestamp> is the Date timestamp in format MMdyyyHHmmss

Example:

- OWCP Provider ID: 123456789
- BHT\*03: 1043429258
- 277CA File Generation Date/Time: March 01, 2020 01:00:43AM

File Name:

277CA: Hipaa.123456789.1043429258.20200301010043



## 2.4 Transaction Standards

### 2.4.1 General Information

HIPAA standards are specified in the Implementation Guide for each mandated transaction and modified by authorized Addenda. Currently, the 277 transaction has one Addendum. This Addendum has been adopted as final and is incorporated into WCMBP requirements.

An overview of requirements specific to each transaction can be found in the 277CA Implementation Guide. Implementation Guides contain information related to:

- Format and content of interchanges and functional groups
- Format and content of the header, detailer and trailer segments specific to the transaction
- Code sets and values authorized for use in the transaction
- Allowed exceptions to specific transaction requirements

Transmission sizes are limited based on two factors:

- Number of Segments/Records allowed by WCMBP
- WCMBP file size limitations

WCMBP has no size limitations for postings to its FTP Server.

### 2.4.2 Data Format

#### 2.4.2.1 Delimiters

The WCMBP will use the following delimiters on outbound transactions:

- Data element separator - Asterisk (\*)
- Sub-element Separator - colon (:)
- Segment Terminator - Tilde (~)
- Repetition Separator, Caret, (^)

### 2.4.3 Data Interchange Conventions

WCMBP transmits 277CA Transaction files with a single ISA/IEA and GS/GE envelope. 277CA Transaction contains all the claims within multiple ST-SE segment within the same GS/GE envelope.





#### **2.4.4 Rejected Transmissions and Transactions**

WCMBP will validate all 277CA transactions up to HIPAA validation levels 1 and 2. If a receiver rejects any part of the transmission, they must reject the entire transmission. Data on rejected 277CA transmissions should not be used to update Trading Partner databases. WCMBP transmits 277CA Transactions within single functional groups, and in multiple ST-SE Segments.



### 3 TRANSACTION PROCESSING

All claims received within the incoming 837 5010 transaction will be returned in the 277CA transaction. The 277CA response transaction will be available for retrieval on the same business day. Claims that are rejected with 277CA will not be included in either Remittance Voucher (RV) or 835s.

#### 3.1 277CA Data Element Table

For each ASCX12 5010 837 Transaction received, CNSI will sent a 277CA transaction back. This section contains clarifications for data transmitted inside the various loops and segments associated within the 277CA transaction.

Table 1. 277CA Envelope Header

ENVELOPE HEADER					
X12 IG PAGE REF	LOOP	SEGMENT	REF. DES.	IG USAGE	COMMENTS
	ENVELOPE			R	INTERCHANGE CONTROL HEADER
		ISA			
			ISA01	R	Value is '00'.
			ISA02	R	10 spaces.
			ISA03	R	Value is '00'.
			ISA04	R	10 spaces.
			ISA05	R	Value is 'ZZ'.
			ISA06	R	Value is from 837 Interchange Receiver ID (ISA08). This ID is left justified with trailing spaces to complete the 15-digit element.
			ISA07	R	Value is 'ZZ'.
			ISA08	R	Value is from 837 Interchange Sender ID (ISA06). This ID is left justified with trailing spaces to complete the 15-digit element.



ENVELOPE HEADER					
	HEADER			R	FUNCTIONAL GROUP HEADER
		GS			
			GS02	R	Value is from 837 Application Receiver ID(GS03).
			GS03	R	Value is from 837 Application Sender ID(GS02)
HEADER					
32		ST		R	TRANSACTION SET HEADER
			ST02		Value is WCMBP system generated unique control number.
33		BHT		R	
			BHT03		Same value as "ST02"

Table 2. Detail, Information Source Hierarchical level

DETAIL, INFORMATION SOURCE HIERARCHICAL LEVEL					
X12 IG PAGE REF	LOOP	SEGMENT	REF. DES.	IG USAGE	COMMENTS
	2000A			R	INFORMATION SOURCE LEVEL
35		HL		R	
	2100A			R	INFORMATION SOURCE NAME
37		NM1		R	
			01		Value is "PR"
			03		Value is "Department of Labor"
			08		Value is "PI"
			09		Values are '77044' for DFEC '77103' for DEEOIC '77104' for DCMWC



DETAIL, INFORMATION SOURCE HIERARCHICAL LEVEL					
40	2200A	TRN		R	TRANSMISSION RECEIPT CONTROL IDENTIFIER
			02		Value is same as "ST02".
41		DTP		R	
42		DTP		R	

Table 3. Detail, Information Receiver Hierarchical level

DETAIL, INFORMATION RECEIVER HIERARCHICAL LEVEL					
X12 IG PAGE REF	LOOP	SEGMENT	REF. DES.	IG USAGE	COMMENTS
44	2000B			R	INFORMATION RECEIVER LEVEL
44		HL		R	
46	2100B			R	INFORMATION RECEIVER NAME
46		NM1		R	
			09		Value is from 837 submitter loop NM109
49	220BB	TRN		R	INFORMATION RECEIVER APPLICATION TRACE IDENTIFIER
			01		Value is 2



DETAIL, INFORMATION RECEIVER HIERARCHICAL LEVEL					
			02		Value is equal to BHT03 data element from the 837.
50		STC		R	
55		QTY		S	
56		QTY		S	
57		AMT		S	
58		AMT		S	

Table 4. Detail, Billing provider of service level

DETAIL, BILLING PROVIDER OF SERVICE LEVEL					
X12 IG PAGE REF	LOOP	SEGMENT	REF. DES.	IG USAGE	COMMENTS
	2000C			S	BILLING PROVIDER OF SERVICE LEVEL
59		HL			
61	2100C			R	BILLING PROVIDER NAME
		NM1		R	
			08		Value is "FI"
			09		Value is equal to REF02 data element from the 837 2010AA loop.
64	2200C	TRN		S	PROVIDER OF SERVICE INFORMATION TRACE IDENTIFIER
65		STC		S	BILLING PROVIDER STATUS INFORMATION



DETAIL, BILLING PROVIDER OF SERVICE LEVEL					
70		REF		S	<b>Clarification</b> The REF segment must be used to identify the billing provider.
			02		Value is equal to REF02 data element from the 837 2010BB loop.
71		QTY		S	
72		QTY		S	
73		AMT		S	
74		AMT		S	

Table 5. Detail, Patient Hierarchical level

DETAIL, PATIENT HIERARCHICAL LEVEL					
X12 IG PAGE REF	LOOP	SEGMENT	REF. DES.	IG USAGE	COMMENTS
	2000D				PATIENT LEVEL
75		HL		S	
	2100D			R	PATIENT NAME
77		NM1		R	
			09		Value is equal to NM109 data element from the 837 2010BA loop.
79	2200D	TRN		R	
			02		Value is equal to CLM01 data element from the 837.
80		STC		R	



DETAIL, PATIENT HIERARCHICAL LEVEL					
85		REF		<b>S</b>	
			02		Value is payer claim control number.
86		REF		<b>S</b>	<b>CLAIM IDENTIFIER NUMBER FOR CLEARINGHOUSE</b>
			01		Value is "D9"
			02		This number is returned as received in the 837.
87		REF		<b>S</b>	
89		DTP		<b>R</b>	
90		SVC		<b>S</b>	
94		STC		<b>R</b>	
99		REF		<b>R</b>	
100		REF		<b>S</b>	
101		DTP		<b>S</b>	
102		<b>SE</b>		<b>R</b>	<b>TRANSACTION SET TRAILER</b>



Table 6. Envelope trailer

ENVELOPE TRAILER					
X12 IG PAGE REF	LOOP	SEGMENT	REF. DES.	IG USAGE	COMMENTS
	ENVELOPE			R	FUNCTIONAL GROUP TRAILER
		GE		R	
	ENVELOPE			R	INTERCHANGE CONTROL TRAILER
		IEA		R	